



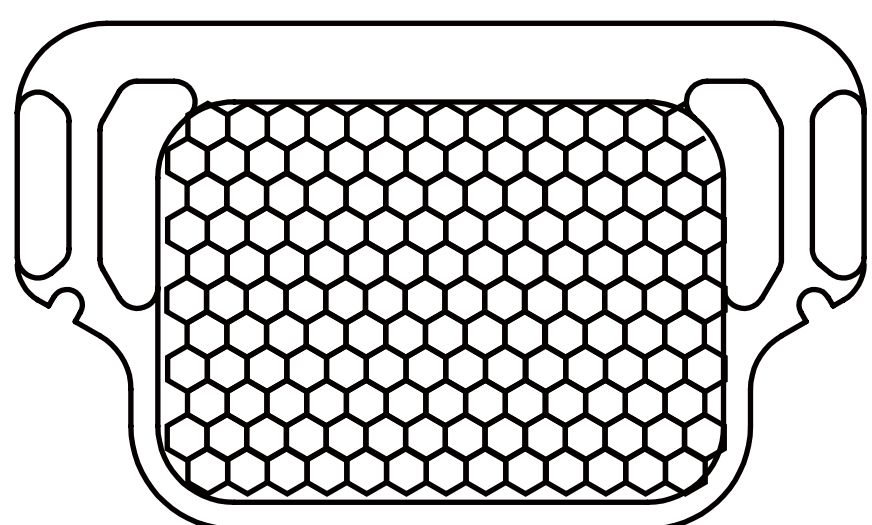
JJ Airsoft Killflash

for EOTech Dot Sight


Installation Guide

JA-5090

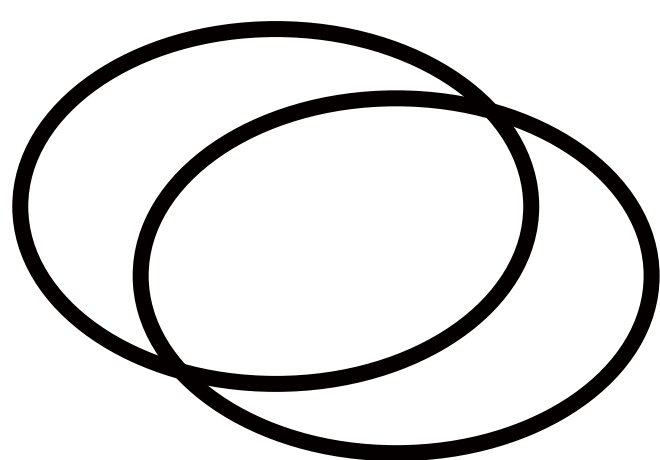
Packing list



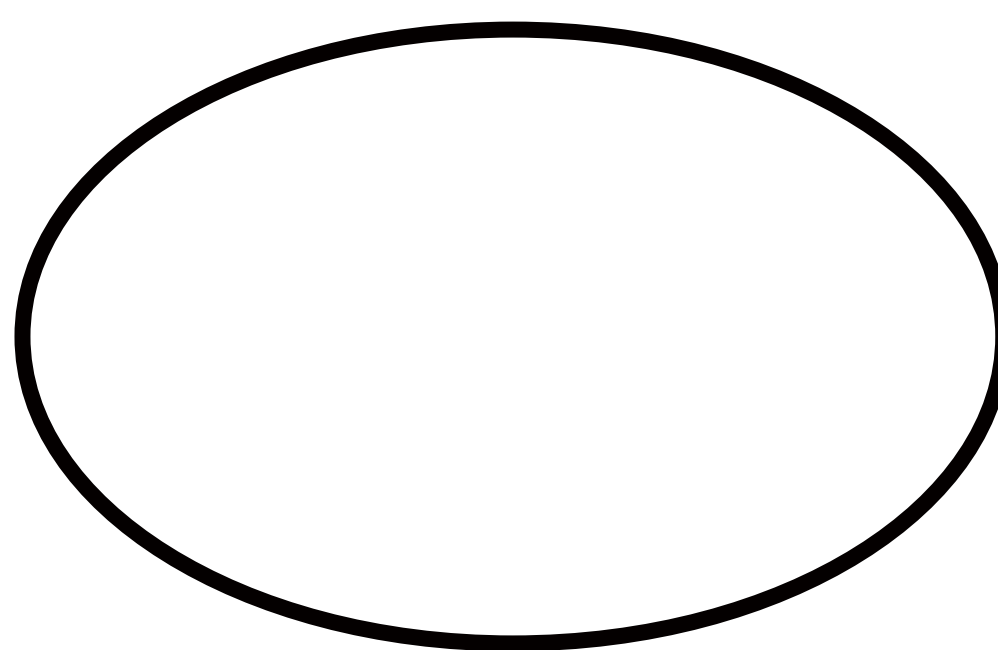
Front Lens Cover
x1



Rear Lens Cover
x1



36mm Diameter
Rubber Ring
x2



50mm Diameter
Rubber Ring
x1

Method 1

STEP 1

Attach the front and rear lens covers to the sight



STEP 2

1. Hold both covers by hand
2. Tie the lens covers together by putting 36 mm diameter rubber rings into the grooves of the covers



COMPLETE



Method 2



50mm diameter rubber ring

Put the 50mm diameter rubber ring inside the sight protector

STEP 1



Stretch the ring to front and rear sides of dot sight lens

STEP 2



Attach covers to both lens



STEP 3

Lift the rubber ring to top of covers on both sides and make sure it stays perfectly in the grooves



STEP 4